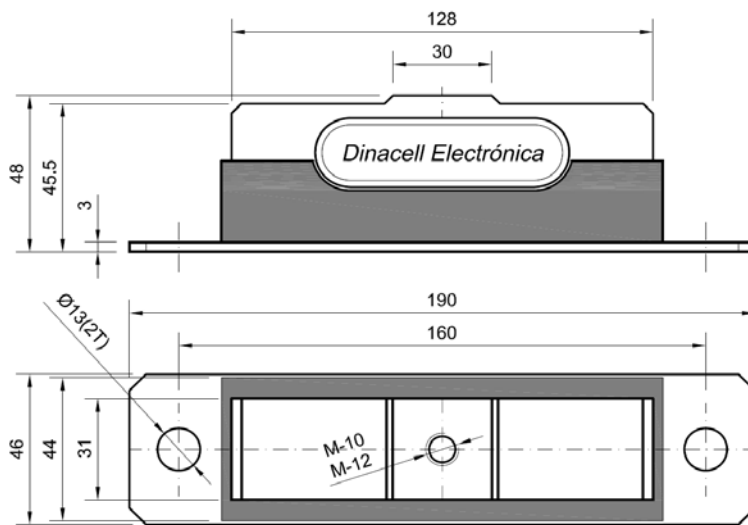
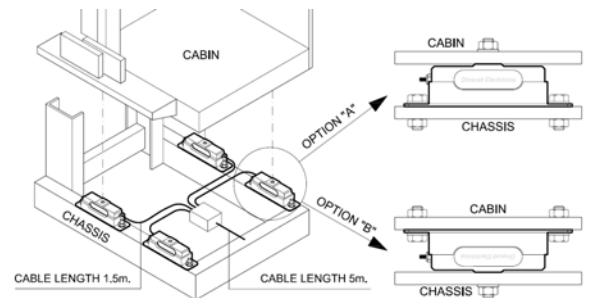


- Maximum accuracy load sensor designed for elevators installation under car.
- Factory calibrated:
- It is not necessary to use a well known weight for adjustment of measuring devices.
- It comes in a silent-block to avoid vibration transmission.
- The following models are available (with optional USB connector):



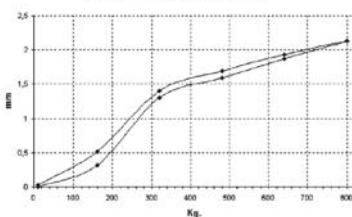
Dimensions in mm.

Model	Size	Number of sensors
TCA-800/I-M10	M10	1 (single)
TCA-800/I-M12	M12	800 kg
TCA-800/G-M10	M10	4 (in group)
TCA-800/G-M12	M12	800 kg x 4 = 3200 kg



Installation detail

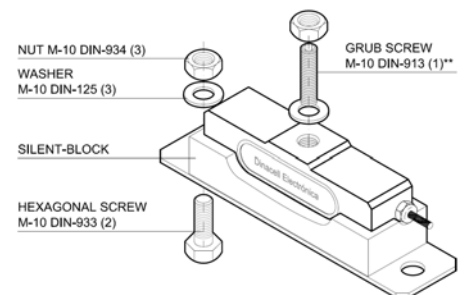
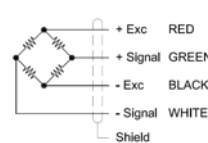
Strain curve
Silent-Block 60 HS°



Optional USB connector



Wiring diagram



Technical characteristics

Nominal Load (nL)	800 Kg.	Output resistance	1000 ± 5 Ω
Sensibility	2 ± 0.2% (mV/V)	Minimum insulation resistance (Test voltage = 100V)	4 GΩ
Tolerance adjust on zero	± 2 % F.S.	Maximum working load	150 % F.S.
Compensated temperature range	-10 .. 40 °C	Load limit without loss of characteristics	180 % F.S.
Operation temperature	-20 .. 60 °C	Protection class	IP 66
Accuracy	± 0.06 % F.S.	Connection cable	Ø6 mm 4 x 0.22 mm ²
Non linearity	± 0.04 % F.S.	Cable length	5 m (*I) ó 1.5 m (*G)
Maximum excitation voltage	12 V	Material	Aluminum
Input resistance	1050 ± 60 Ω		